


Looking for a Part to Fill a Specific Need?

Custom Fabrication

Take advantage of Mier's experience, capabilities, and customer service to build the part for your application!



Mier's Custom Metal Fabrication includes:

- Sizes
- Colors and/or screening of logos or other items
- Features such as holes, knockouts, slots, studs, standoffs, panels, etc
- Locks, latches,
- Windows, doors, mounting plates
- Brackets, shelves, racks, lockboxes
- Fans, air-conditioning units, heaters, filters, gaskets, and more!

How to design your parts:

Take advantage of our expertise!

We'll be happy to help you design the enclosure or part you need for your specific purpose. You can use our **Design-A-Box Kit** found on our website: www.mierproducts.com, or send us your drawings, or just give us a call. We work with everything from highly-designed CAD files, to walking people through ideas on the phone, to the proverbial scribbles on a cocktail napkin. We're happy to help, just send us an e-mail at info@mierproducts.com or give us a call at 800-473-0213.

Specialty Enclosures

BW-210 Telephone Lockbox

9"W x 12"H x 4.5"D with 4" x 10" cutout and lock

BW-300B Key Lockbox

8"W x 12"H x 2.5"D with key tags and lock

BW-301B Personal Lockbox

8"W x 12"H x 3.5"D with handle and lock

BW-302 Medical Supply/Chemical Cabinet

16"W x 25"H x 6"D with shelves, clear door, and lock

BW-313 Indoor Deposit Box

11"W x 9"H x 9.5"D with a 9.5" slot and lock

NEW BW-LockBox1

9"W x 5"H x 14"D with a drop-down cover, lock and two keys

NEW BW-LockBox2

9"W x 5"H x 14"D with a slide-out drawer, lock and two keys



Don't see the box you want?
Call us or visit our website





FAX-BACK CHASSIS LAYOUT EXAMPLE

Company Name: ABC Electronics Phone: 123-456-7890 Fax: 123-456-7890

Contact Person: John Doe Project Name: ABC Security Box

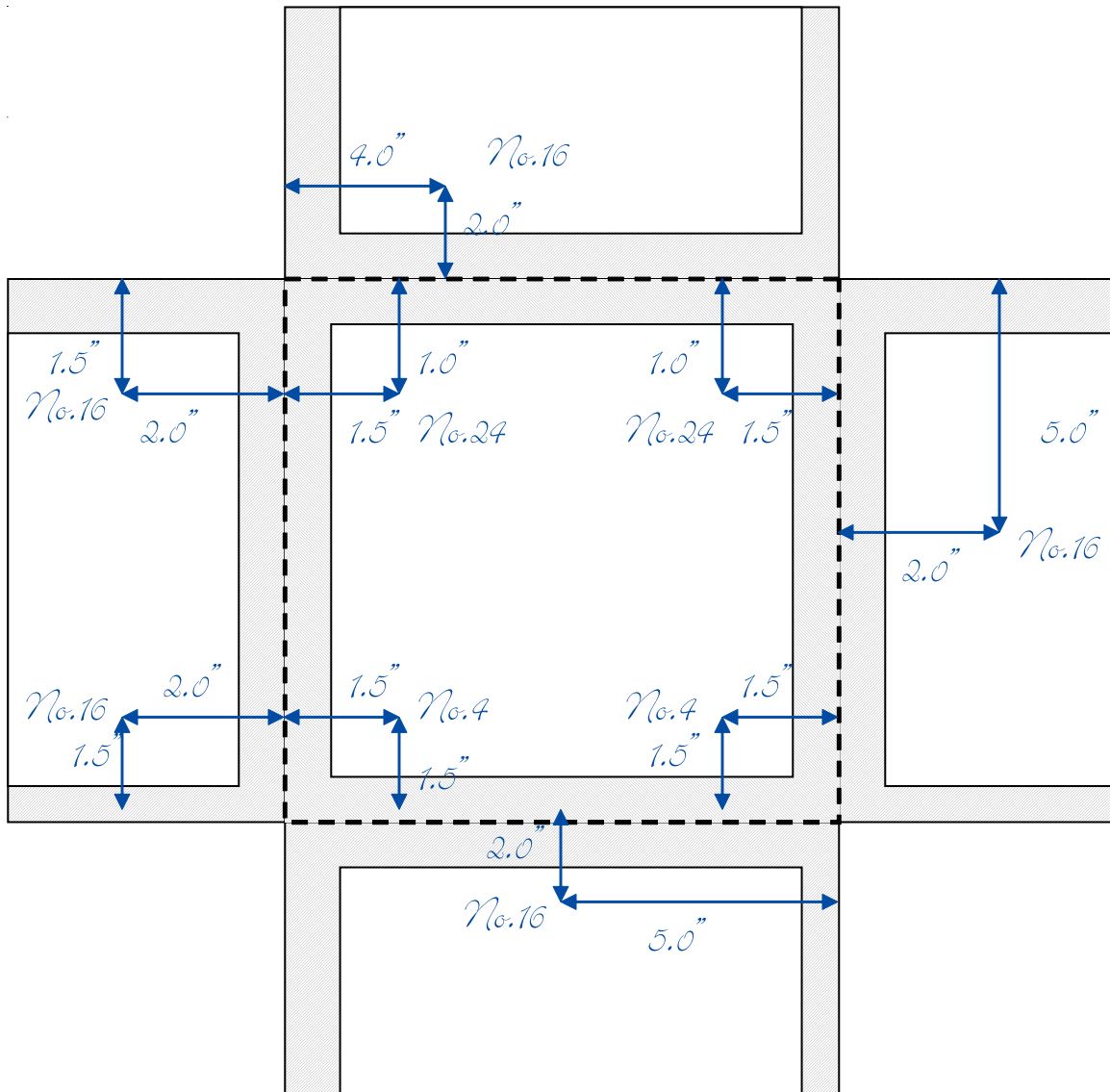
Overall Dimension: Width 12" X Height 12" X Depth 4"

Material: Steel: Galvanneal: Other:

Steel Thickness: .027-(22 ga.): .038-(19 ga.): .044-(18 ga.): .055-(16 ga.):

Paint Color: Gray: Beige: Black: Red: Other:

Quantity: 50 Silkscreen: Yes Colors: No:



- Dimension features from nearest dotted line
- Indicate measurement to center of feature (tool) selected. (Write number of tool if available)
- All dimensions are to the outside of the box (Ex: a 12"W x 12"H x 4" box will measure that to the exterior of box)
- Box Chassis is shown in flat form.



Design-A-Box Chassis Layout

Company Name: _____ Phone: _____ E-mail: _____ Fax: _____

Street Address: _____ State: _____ Zip Code: _____

Project Name: _____ Application (check one): Indoor or Outdoor

Overall Dimensions: Width Height Depth
 _____ X _____ X _____

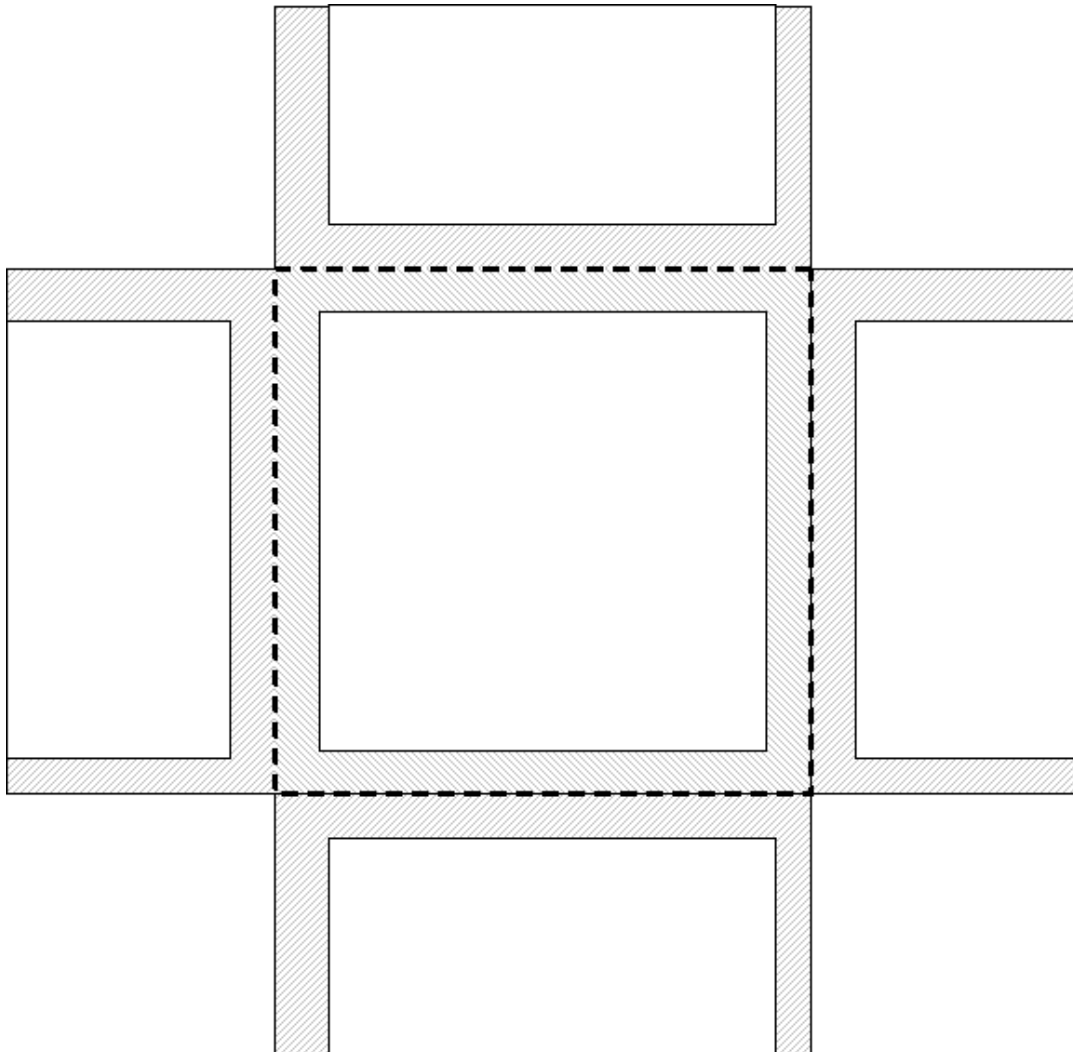
Material (check one): Steel Galvanneal Other

Material thickness: 22GA (.027) 19GA (.038) 18GA (.044) 16GA (.055) Other

Paint Color: Beige Gray Black Red Appliance White Yoke White Other

Quantity (min. 25) _____

Screen Print logo or graphics? (check one) Yes No If Yes list color(s): _____



- Dimension your features from the nearest dotted line
- Indicate measurement to center of feature (tool) selected. (Write number of tool if available)
- All dimensions are to the outside of the box (Ex: a 12"W x 12"H x 4" box will measure that to the exterior of box)
- Box Chassis is shown in flat form




Design-A-Box Door Layout

Company Name: _____ Phone: _____

Project Name: _____ Contact Name _____

- $\frac{1}{2}$ " lip on the door forms downward, but location of holes in this area is permissible.



- Dimension your features from the nearest dotted line
- Indicate measurement to center of feature (tool) selected. (Write number of tool if available)
- All dimensions are to the outside of the box (Ex: a 12"W x 12"H door will measure that to the exterior of box)
- Box Door is shown in flat form

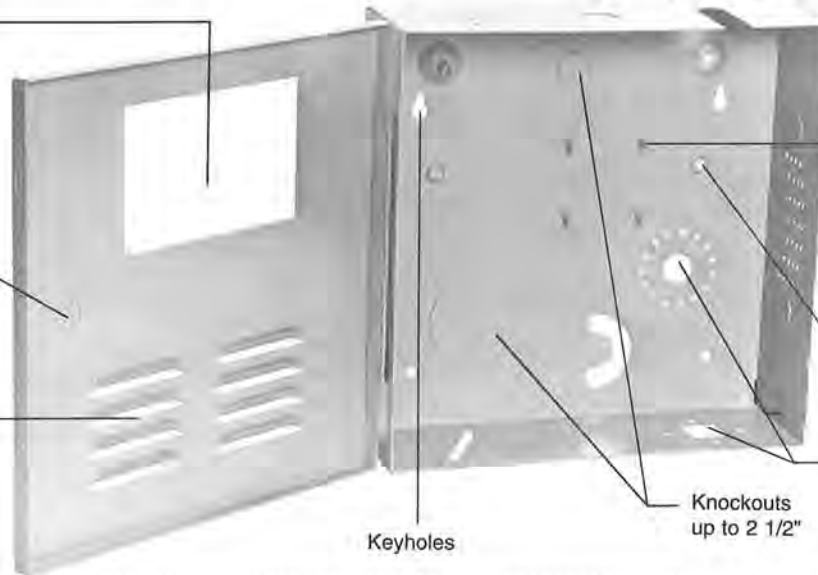
Features available in a Mier box

Custom design your cabinet from our many options

Rectangular or square holes, nearly any size

Double D knockout for lock installations

Louvers – any number for maximum sound output



Standoffs (threaded screws or inserts for mounting electronic devices or circuit boards)

Embossed holes

Various patterns of holes, shapes and sizes

Knockouts up to 2 1/2"

Keyholes

Choose from this list of commonly used tools.

Contact us if you don't see the tool you are looking for. We have many more in stock!

ROUND HOLES

No. 1 -	.125
No. 2 -	.140
No. 3 -	.166
No. 4 -	.187
No. 5 -	.213
No. 6 -	.250
No. 7 -	.281
No. 8 -	.500



SQUARE HOLES

No. 9 -	.250
No. 10 -	.375
No. 11 -	.500
No. 12 -	.625
No. 13 -	.750



OBROUND

No. 14 -	.093 x .375
No. 15 -	.187 x .375
No. 16 -	.187 x .500



RECTANGLE HOLES

No. 17 -	.187 x .500
No. 18 -	.250 x 1"
No. 19 -	.185 x 2"
No. 20 -	.250 x 3"



ELECTRICAL KNOCKOUTS

No. 21 -	.875
No. 22 -	1.125
No. 23 -	1.375
No. 24 -	.875/1.125
(Double)	
No. 25 -	2.50"



MOUNTING KEYHOLE

No. 26 - .375 (R) x .580 (L)



DOUBLE-D KNOCKOUT (for Locks)

No. 27 - .656 x .750



DOUBLE-D HOLE (for Locks)

No. 28 - .656 x .750
No. 29 - .560 x .730



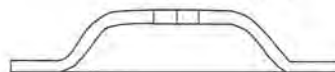
LOUVER

No. 30 - .500" W x 3" L



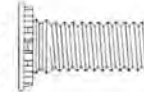
ROUND EMBOSS (Specify Hole Size)

No. 31 -	.562 outside x .300 inside flat
No. 32 -	.950 outside x .625 inside flat
No. 33 -	1.225 outside x .625 inside flat



THREADED STUDS

No. 34 -	4-40 Thread .250 H to 1" H
No. 35 -	6-32 Thread .250 H to 1.5" H
No. 36 -	8-32 Thread .250 H to 1.5" H
No. 37 -	10-32 Thread .250 H to 1.5" H



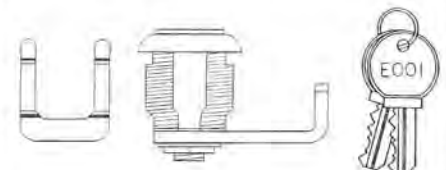
THREADED STANDOFFS

No. 38 -	4-40 Thread .125 H to .750 H
No. 39 -	6-32 Thread .125 H to 1.062" H
No. 40 -	8-32 Thread .125 H to 1.062" H
No. 41 -	10-32 Thread .125 H to 1.062" H



CAM LOCK & KEYS

No. 42 -	BW-3000/E0001
Cam Lock w/2 keys with clip mounting	
No. 43 -	BW-3001/E0005
Cam Lock w/2 keys with snap-in mounting	



Use these tool numbers on your Design-A-Box forms.